



# WESTERN ELECTRO - ACOUSTIC LABORATORY

A division of Veneklasen Associates, Inc.

TESTING • CALIBRATION • RESEARCH

25132 Rye Canyon Loop Santa Clarita, California 91355 Tel: (661) 775-3741 Fax: (661) 775-3742 www.weal.com

## SOUND TRANSMISSION LOSS TEST REPORT NO. TL09-423

CLIENT: **Glacier Bay**  
2930 Faber Street  
Union City, CA 94587  
TEST DATE: 23 July 2009

Page 1 of 2  
9 December 2009

### INTRODUCTION

The methods and procedures used for each test conform to the provisions and requirements of ASTM E 90-09, *Standard Test Method for Laboratory Measurement of Airborne Sound Transmission Loss of Building Partitions* and ASTM E2235-04<sup>e1</sup>, *Standard Test Method for Determination of Decay Rates for Use in Sound Insulation Test Methods*. Copies of the test standard are available at [www.astm.org](http://www.astm.org). The test chamber source and receiving room volumes are 204 and 148.4 cubic meters respectively. Western Electro-Acoustic Laboratory is accredited by the United States Department of Commerce, National Institute of Standards and Technology under the National Voluntary Accreditation Program (NVLAP) Lab Code 100256-0 for this test procedure. This test report relates only to the item(s) tested. This report must not be used to claim product certification, approval, or endorsement by WEAL, NVLAP, NIST or any agency of the federal government.

### DESCRIPTION OF TEST SPECIMEN

The test specimen was a noise barrier panel. The specimen was installed by capturing it between 1 x 2 furring strips around the entire perimeter. The specimen was sealed into the test chamber opening with caulking around the entire perimeter on both sides. According to the client the blanket was:


Barrier Ultra dB standard panel, 1.5" thick with silver mylar face

The overall dimensions of the panel were 1.75 m (69 inches) wide by 1.30 m (51 inches) high by 38.1 mm (1.5 inches) thick. The overall weight of the door assembly was 16.3 kg (36 lbs.) for a calculated surface density of 7.19 kg/m<sup>2</sup> (1.47 lbs./ft<sup>2</sup>).

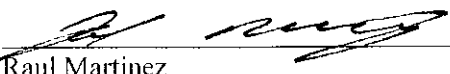
### RESULTS OF THE MEASUREMENTS

One-third octave band sound transmission loss values are plotted and tabulated on the attached sheet. ASTM minimum volume requirements are met at 80 Hz and above. The Outdoor-Indoor Transmission Class rating determined in accordance with ASTM E 1332-90(2003) was OITC-20. The Sound Transmission Class rating determined in accordance with ASTM E 413-04 was STC-20.

Approved:

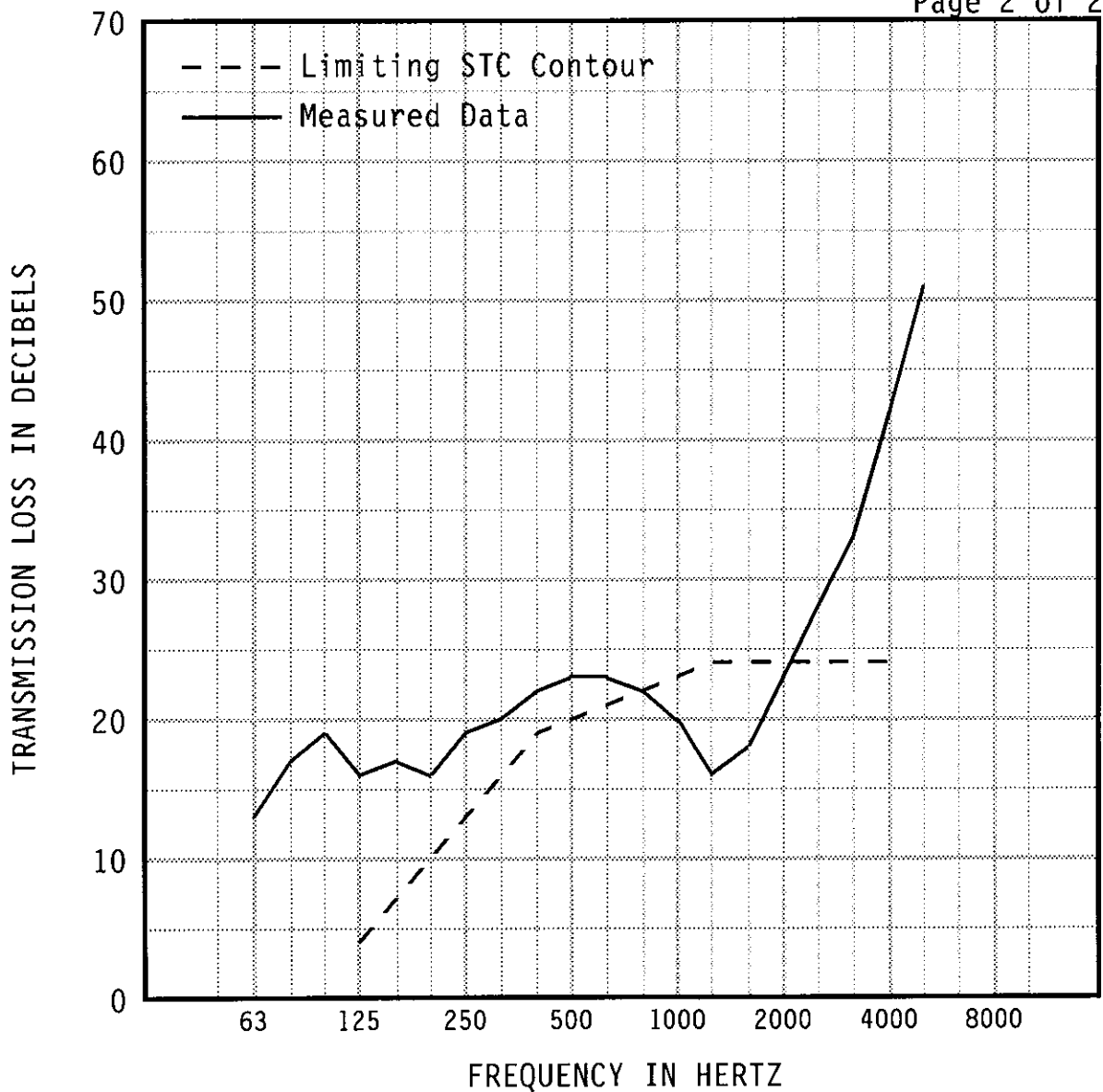
  
\_\_\_\_\_  
Gary E. Mange  
Laboratory Director

Respectfully submitted,  
Western Electro-Acoustic Laboratory

  
\_\_\_\_\_  
Raul Martinez  
Acoustical Test Technician

# WESTERN ELECTRO-ACOUSTIC LABORATORY

Report No. TL09-423



1/3 OCT BND CNTR	FREQ	63	80	100	125	160	200	250	315	400	500
TL in dB		13	17	19	16	17	16	19	20	22	23
95% Confidence in dB deficiencies		1.42	1.92	2.07	1.47	0.89	0.76	0.80	0.52	0.36	0.38
1/3 OCT BND CNTR	FREQ	630	800	1000	1250	1600	2000	2500	3150	4000	5000
TL in dB		23	22	20	16	18	23	28	33	42	51
95% Confidence in dB deficiencies		0.29	0.44 (0)	0.38 (3)	0.39 (8)	0.36 (6)	0.56 (1)	0.55	0.31	0.32	0.50

EWR	OITC	Specimen Area: 24.44 sq.ft. Temperature: 73 deg. F Relative Humidity: 52 % Test Date: 23 July 2009	STC 20 (18)
24	20		

Report must be distributed in its entirety except with written authorization from Western Electro-Acoustic Laboratory

